

Enhancing User Experience and Interfacing with Inview Controller

Partner Forum 2023

Romane DOSQUET, Yannick BERGMANN & Gilles GERON

28th September 2023



Today's presenters



Romane DOSQUET
Product Manager



Yannick BERGMANN
Head of Software Development



Gilles GERON
Product Manager



Existing Customization
Offers
&
User Experience



Today's agenda



InView 6

New User Experience



Battery Interfacing

Service Offer



3rd Party Interfacing

Service Offer



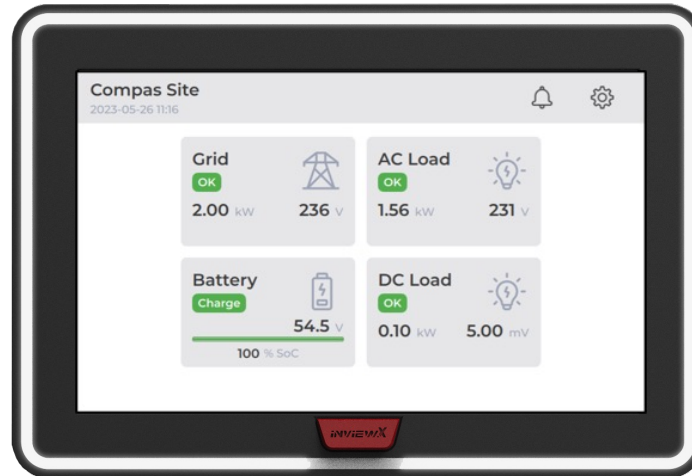
Customization Services

Branding & Pre-configuration

INVIEW 6

InView 6 – Simplicity, Flexibility & Consistency

- New release
- Focus on improving UI (User Interface) and UX (User eXperience):
 - Simplicity
 - Flexibility
 - Consistency



Simplicity: Parameter sorting and display upon user role

- Parameter simplification
 - Basic vs Advanced
 - Sorting/reorganization

The screenshot displays the INVIEW ALPINA interface for the 'Compas Site' on 2023/05/26 at 11:35:06. The interface is in 'Advanced View' and shows a navigation menu on the left with categories like SITE, ENERGY SYSTEM, CONVERTER SYSTEM, DC SYSTEM, and SENSORS AND ACTUATORS. The main content area is divided into two sections: 'AC Inputs' and 'AC Outputs'. The 'AC Inputs' section shows a table with columns for ID, NAME, and VALUE, categorized into 'Global', 'Peak Shaving', 'Voltage', and 'Frequency'. The 'AC Outputs' section shows a table with columns for ID, NAME, and VALUE, categorized into 'Global' and 'Configured Converters'. A red circle highlights the 'Show Advanced Parameters' checkbox in the 'AC Outputs' section, which is checked. Another red circle highlights the 'Show Advanced Parameters' checkbox in the 'AC Inputs' section, which is unchecked. A red arrow points from the checked checkbox in 'AC Outputs' to the unchecked checkbox in 'AC Inputs'.

- Better use of user role (expert vs admin)

Simplicity: enhanced online help

- Online Help
 - Easier access
 - Improved explanation
 - Min/Max/Default values

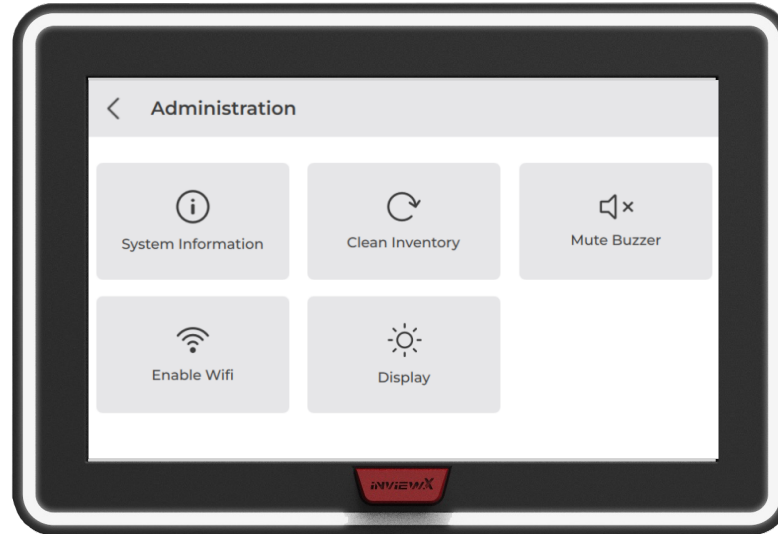
The screenshot shows a web interface for configuring AC outputs. The main table lists various converter settings across three phases. A callout box highlights the 'Nominal Voltage' help tooltip, which provides a clear explanation and specific values.

ID	NAME	Value
Global		
CF111	Saturation Level Alarm Set	80.00 %
CF112	Saturation Level Alarm Clear	70.00 %
Phase 1		
CF121	Configured Converters	2
CF122	Redundant Converters	1
CF124	Nominal Voltage	230.0 V
Phase 2		
CF141	Configured Converters	2
CF142	Redundant Converters	1
CF144	Nominal Voltage	230.0 V
Phase 3		
CF161	Configured Converters	2
CF162	Redundant Converters	1
CF164	Nominal Voltage	230.0 V

Nominal Voltage		
The nominal voltage in phase		
MIN	MAX	DEFAULT
200 V	240 V	230 V

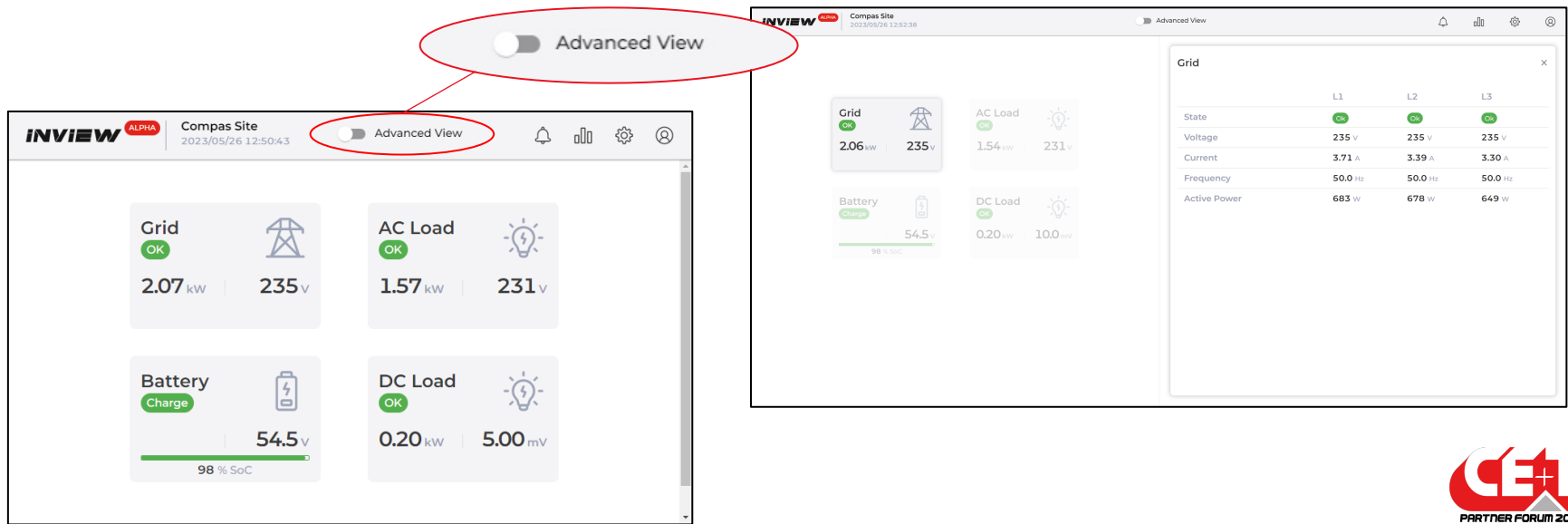
Simplicity: Limited access via touch-screen

- No access to system configuration
- Quick action button only



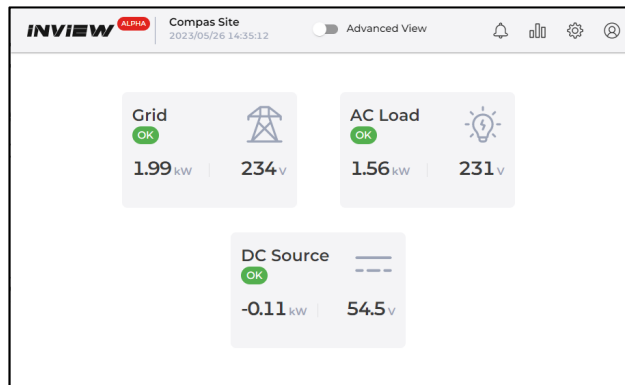
Flexibility: New **widget** display for system overview

- New display logic: Helicopter view
 - Use of widget to represent “connected-asset”
 - Easy & intuitive browsing

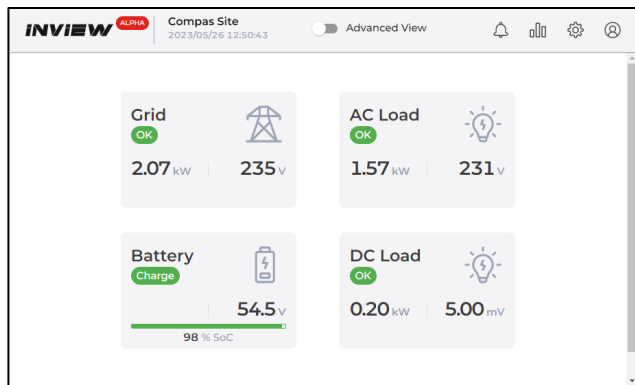


Flexibility: **Customizable** widget **view** to adjust to any system topology on **Touch** and **web interfaces**

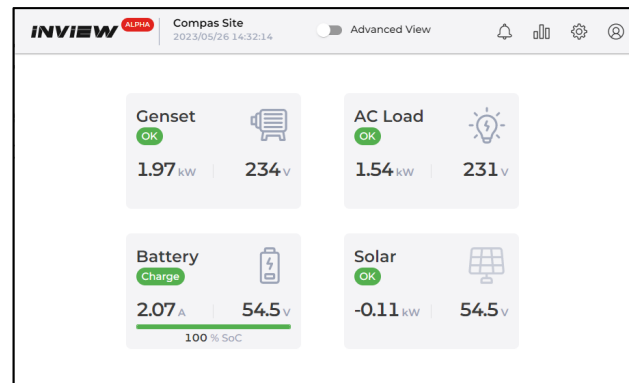
- Generic solution
 - Generic screen
 - Flexible solution



Inverter with AC input



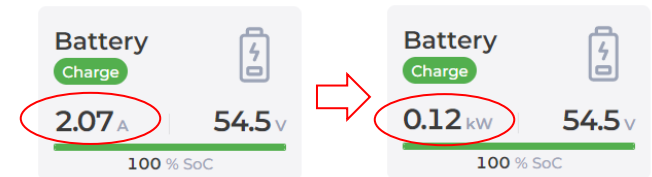
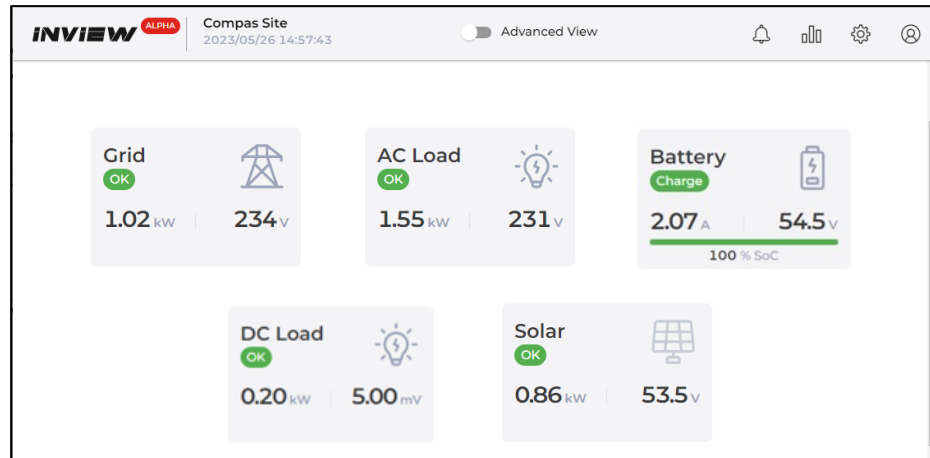
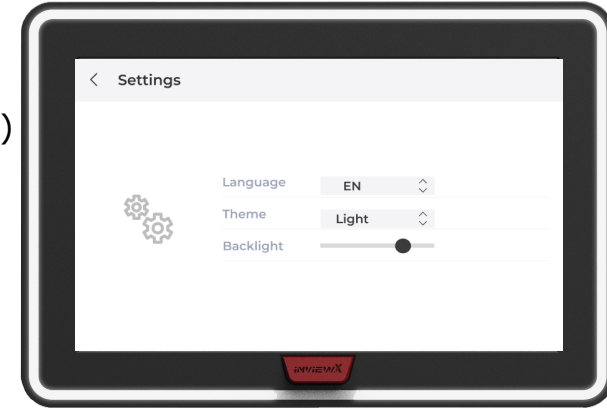
UPS for AC & DC loads



Off-grid Hybrid BESS

Flexibility

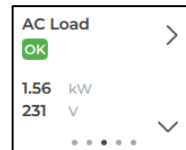
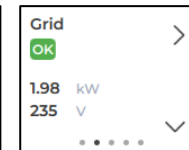
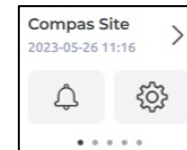
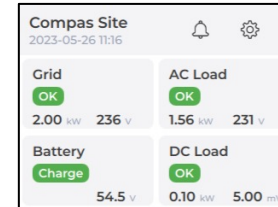
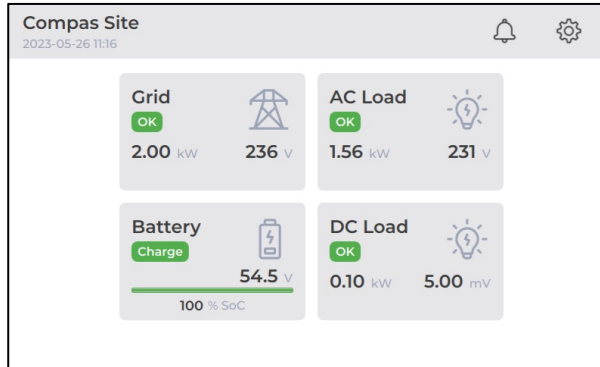
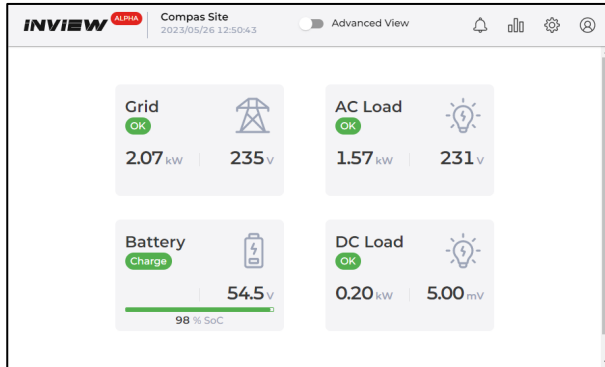
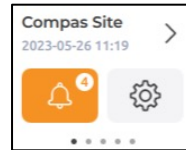
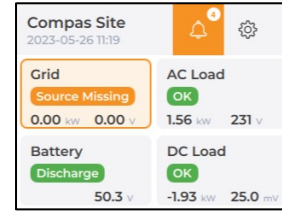
- Customization
 - Language support in InView Touch (EN, FR, DE, NL, ES)
 - Possibility to add/remove Widget (including custom widget)
 - Possibility to configure Widget data's display (internal use only)



Consistency among the different InView hardware

User experience: Consistency

- Layout uniformity
- Consistency between
 - InView Web
 - InView Touch : S Slot, S and X
 - InView X as replacement for Catena
- Generic software for all device → Increased reliability



BATTERY INTERFACING SERVICE

The **smart battery** or the battery (r)evolution...




Historically: Backup



New Trend: Energy Management

Technology	Lead-acid	Li-ion
Battery Management System (BMS)	Optional & Occasional	Mandatory
BMS Interfacing	Optional	Optional/Mandatory
InView Behavior	<ul style="list-style-type: none">○ Battery Agnostic○ CC-CV algorithm (Constant Current – Constant Voltage)	<ul style="list-style-type: none">○ Not Battery Agnostic○ Enhanced CC-CV○ Dynamical Control

Different levels of interfacing offered by CE+T



Fully qualified batteries:

- **Validated** interface
- **Validated** performances
- **Limited** list

Interfacing service offer:

- For any partner selected battery
- **Interfacing** development
- Interfacing **remote validation**
- **Different options** depending on BMS sophistication and communication protocol:
 - **'Stand-alone'** vs **'Interactive'** battery
 - Modbus/Canbus vs proprietary

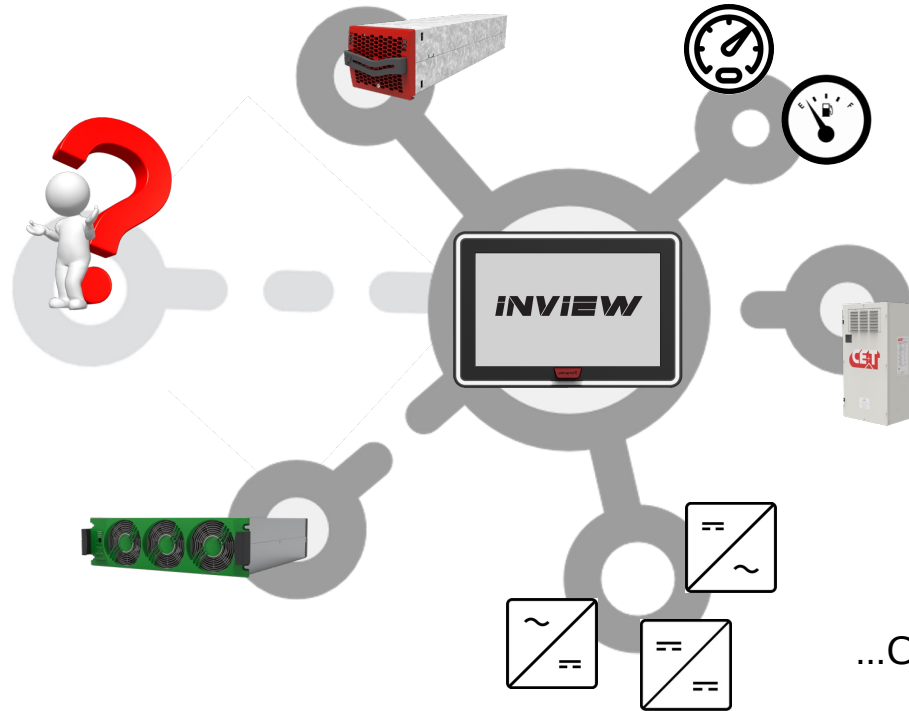
Benefits:

- Allows partner to **select** its **own battery**
- **Fast integration** process

3RD PARTY INTERFACING

3rd party converters & accessories interfacing

Enrich InView ecosystem...



...CE+T portfolio or on request...

CONFIGURATION CUSTOMIZATION SERVICE

Get your logo
on InView
interface



User name

Password



LOGIN

[English \(EN\)](#) [русский \(RU\)](#) [Espagnol \(ES\)](#) [Deutsch \(GE\)](#) [Nederlands \(NL\)](#) [Français \(FR\)](#)



User name

Admin

Password

...



LOGIN

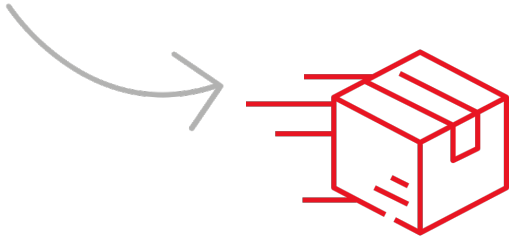
[English \(EN\)](#) [Deutsch \(DE\)](#)





Order mentions a Special Configuration

Built and validated by Customer
Stored by CE+T



Inview Pre-Configured

Leaves for Shipping



Get a running system without configuration thanks to InView customized configuration!



System starts running

Level of configuration tbd with customers

Thank you
for your attention

Check our website

www.cet-power.com

Follow us

